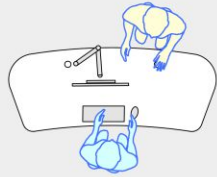
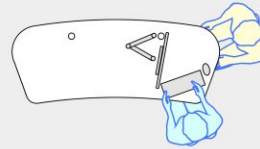




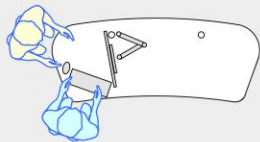
# MAXX 2000 Island desk



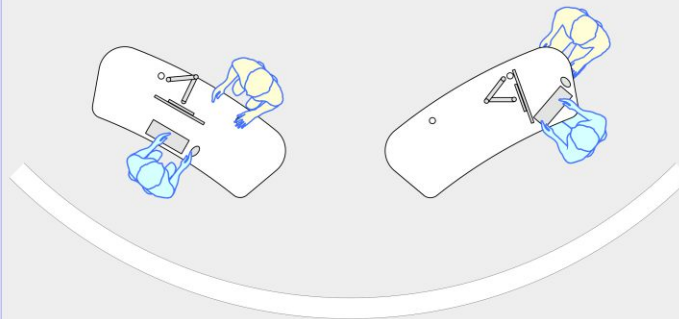
MAXX 2000 Island desk - work standing with customers across the desk.



MAXX 2000 Island desk - work seated with customers at either end.



MAXX 2000 Island desk - work standing with customers at either end.



MAXX 2000 Island desks group to form a dynamic help centre.



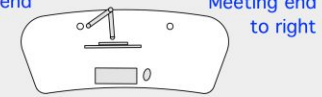
MAXX 2000 Island desk

2000W x 750D



Meeting end to left

Meeting end to right



Staff member

Orientation Guide: MAXX 2000 Island desk is of symmetrical design and has no specific orientation.

Products featured: **MAXX 2000 Island desk**

This drawing is provided by INSTINCT Furniture to demonstrate how our desks typically deploy. The layouts are not site specific and should not be emulated without professional input and achieving compliance with fire & egress, health & safety and all relevant codes.