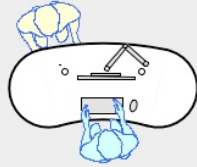
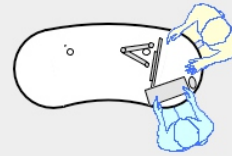




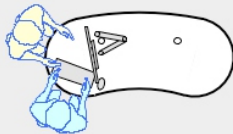
BEAN 1800 Island desk



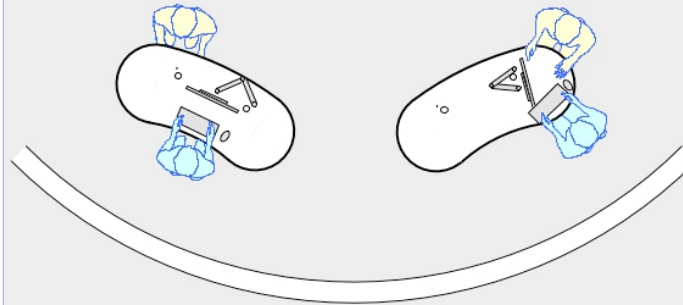
BEAN 1800 Island desk - work standing with customers across the desk.



BEAN 1800 Island desk - work seated with customers at either end.



BEAN 1800 Island desk - work standing with customers at either end.




BEAN 1800 Island desks group to form a dynamic help centre.



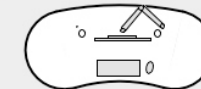
BEAN 1800 Island Desk

1800L x 803W



Meeting end to left

Meeting end to right



Staff member

Orientation Guide: BEAN 1800 Island desk is of symmetrical design and has no specific orientation.

Products featured: **BEAN 1800 desk**

This drawing is provided by INSTINCT Furniture to demonstrate how our desks typically deploy. The layouts are not site specific and should not be emulated without professional input and achieving compliance with fire & egress, health & safety and all relevant codes.